

## behrotest® Equipment for COD Determination

The  
Standard



COD

Standard configurations for nearly every application:  
behrotest® COD digestion systems and complete workstations  
for COD determination



PA-CSB 12

COD digestion units:

Type:	Order no.
PA-CSB 6	80 48 80000
PA-CSB 12	80 48 80001



PB-CSB 12/M

COD workstations:

Type	Order no.
PB-CSB 6/M	80 48 80002
PB-CSB 12/M	80 48 80003

COD digestion systems PA-CSB  
for sample digestion

Equipment configuration for simultaneous digestion of up to 6 or 12 COD samples according to DIN/DEV, EN and ISO.

A digestion system consists of the following components:

- Microprocessor-controlled time and temperature controller TRS 300 with COD program
- Precision block heater COD/E for RG 2 reaction vessels
- Sample rack / rack attachment E/B for RG 2 reaction vessels
- Cooling bath KW/N with mounting and rack for E/B
- RG 2 Reaction vessels
- LK 1 COD air cooler
- LS Air cooler stand for COD LK air coolers

PB-CSB/M COD workstations  
for COD analysis

Complete workstations for simultaneous determination of a maximum of 6 or 12 samples in accordance with DIN/DEV, EN and ISO. Manual dispensing and titration.

A workstation comprises:

- Microprocessor-controlled time and TRS 300 temperature controller with COD program
- Precision block heater COD/E for RG 2 reaction vessels
- Sample rack insert / rack attachment E/B for RG 2 reaction vessels
- KW/N cooling trough with holder and stand for E/B
- SM 12/N serial magnetic agitator for sample rack insert / rack attachment E 12/B (PB-CSB 12/M only)
- RG 2 reaction vessels
- MRST 2 magnetic agitator bar set, pack of 12
- SIST 100 boiling stones, package content 100 g
- LK 1 COD air cooler
- LS Air cooler stand for COD LK air coolers
- PTFE sleeves PTFE 29 for LK 1, set of 12
- TS COD vessel holding frame for E/B sample rack / rack attachment
- HTI 1 manual titration station

## Individual components for COD digestion

### For COD digestion, you require the following

- a heating block
- a TRS 300 time and temperature controller

### COD heating blocks

Precision heating block for 6, 12 or 24 samples. Heating panel for particularly even temperature distribution over all sample positions  
Enclosure made of powder-coated steel and stainless steel.  
The elaborate heating block insulation ensures that housing temperatures stay within safe temperature ranges.

Continuous grooves at the bottom of the boreholes simplify sample handling and increase user safety:

- The grooves allow for pressure equalisation when the sample vessels are inserted. This way, even precisely fitting vessels can be smoothly inserted in the boreholes for user-friendly handling of the sample rack inserts.
- Remaining fluid on the outside of the reaction vessel instantly evaporates when the samples are inserted in the heated block. The grooves serve to discharge the vapour, thus preventing the breakage of glass due to glass vessel rupture.
- In case of vessel overflow, the sample will drain off through the grooves, reducing the risk of acid damaging the heating block.

#### Technical Data:

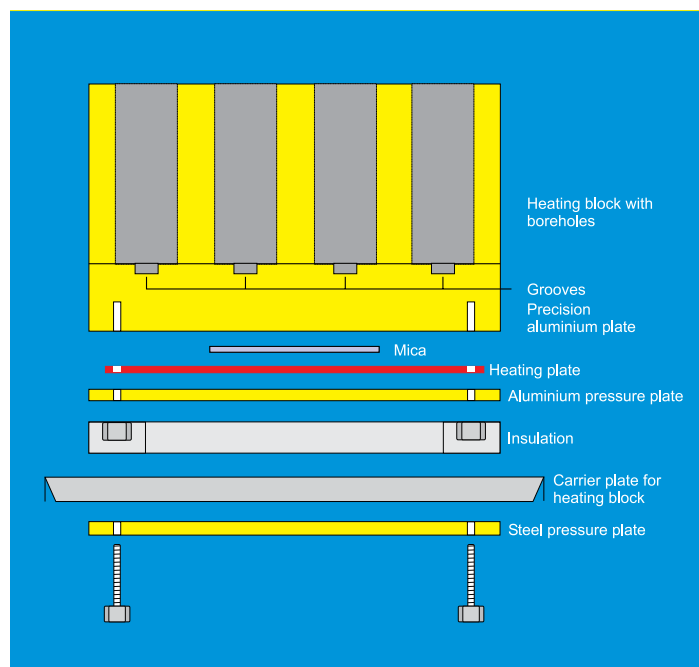
	CSB 6/E	CSB 12/E	CSB 24/E
Sample positions:	6	12	24
Maximum temperature:	299 °C	299 °C	299 °C
Power consumption:	800 W	1500 W	2000 W

Type	Item description	Order no.
CSB 6/E	Precision heating block thermostat for 6 reaction vessels RG, 20 ... 300 °C	804821006
CSB 12/E	Precision heating block thermostat for 12 RG, reaction vessels, 20 ... 300 °C	804821012
CSB 24/E	Precision heating block thermostat for 24 reaction vessels RG, 20 ... 300 °C	804821024



CSB 6/E with E 6/B sample rack insert, RG 2 reaction vessels and LK 1 air cooler

### Layout of a behr precision heating block



The sophisticated design ensures precise and uniform temperature values for all sample positions.

# COD

## Programmable temperature and time controller TRS 300



TRS 300

### Programmable controller for behrotest® digestion blocks

behrotest single-button operation for particularly fast and easy programming. Menu navigation in local language. 10 freely configurable programs for block temperature and digestion time.

The TRS 300 features a special factory-set COD program. In "COD" mode, it heats to a temperature 20°C above the specified setpoint temperature. After sample insertion, the setpoint temperature increased by 20°C is retained for another 6 minutes. This procedure ensures compliance with the ISO specification of heating to 148°C within 10 minutes and outstanding temperature stability during the subsequent reaction process.

The included Windows software provides the user with the option of bidirectional transmission of application-specific time and temperature profiles between one or several devices (TRS 300) and a PC. Via the RS232 interface, temperature data can be transmitted from the device to the PC during system operation. If required, the data may be saved and printed out in form of a diagram.

The built-in safety features shut down the connected devices in case of short circuit and temperature sensor failure.

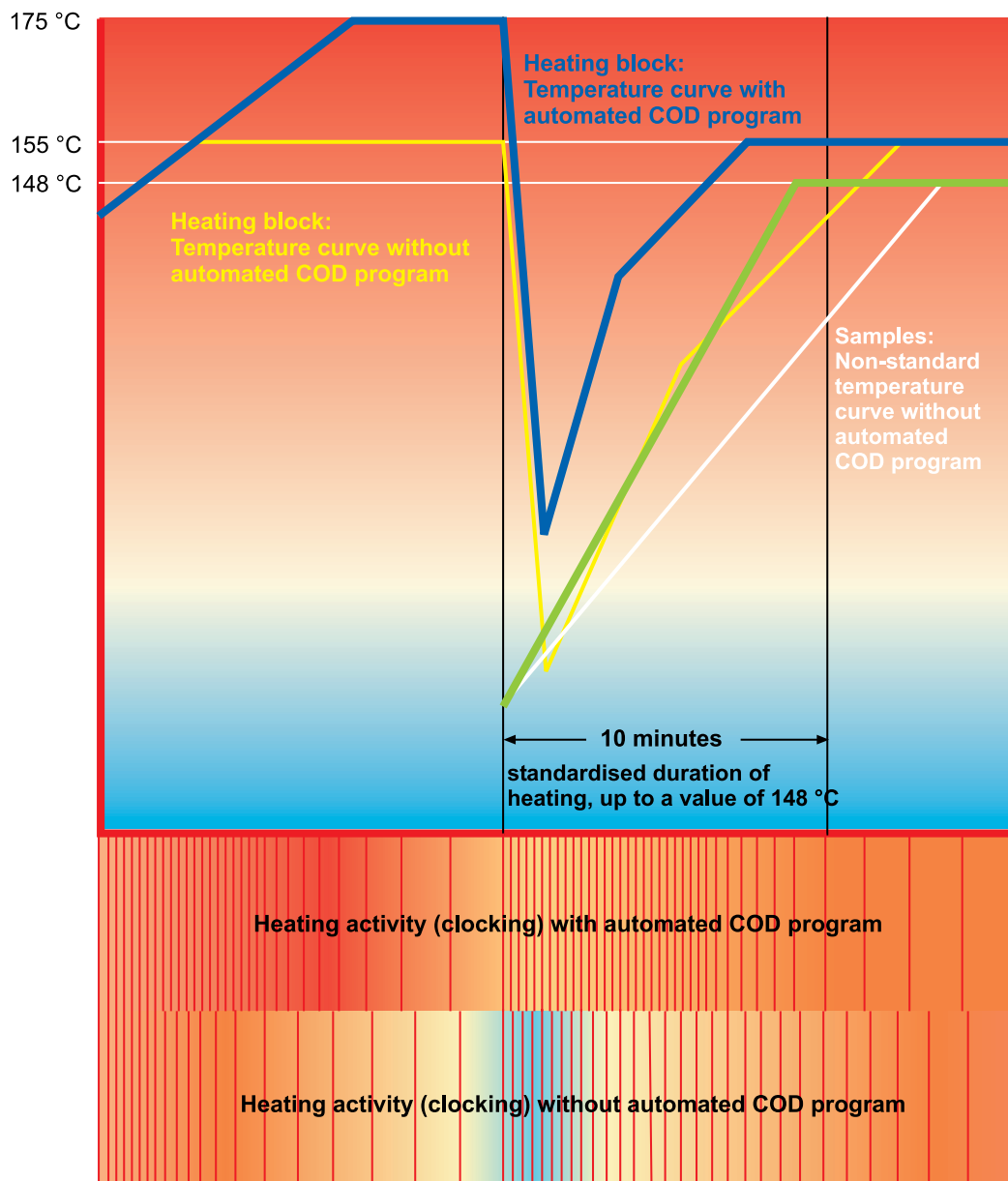
Item description	Order no.
Temperature and time controller, microprocessor-controlled unit, option of programming up to 10 temperature-time profiles	80 48 20300

### TRS 300, Technical Data

<b>Dimensions in cm (W × D × H)</b> <b>Unit height with handle</b>	approx. 15.0 × 17.5 × 32.0 Stand and carrying handle can be locked in place in 30° increments
<b>Weight</b>	approx. 3.2 kg
<b>Voltage</b>	220 V/50 Hz
<b>Switching capacity</b>	max. 2200 W ohmic load
<b>Connection of heaters</b>	Power supply socket on back of unit (4-pole special plug with screw coupling)
<b>Sensor</b>	PT 100 – three-wire circuit, connection via three-pole diode plug
<b>Temperature control range</b>	0 – 450 °C, digitally adjustable
<b>Time setting range</b>	1 – 999 min, digitally adjustable
<b>Programs</b>	11 (with default COD program)
<b>Display</b>	LCD

## TRS 300 controller: Automatic COD mode

As required by international and national standards, samples inserted in the heating block must be heated up to a digestion temperature of  $148 \pm 3 \text{ }^{\circ}\text{C}$  within 10 minutes with subsequent slight boiling (no excess heating) and further digestion. Only behr offers this special COD program, which adjusts heating block temperature upwards or downwards as needed. The automatic mode compensates for heat losses between the heater and sensor, thus ensuring digestion for COD determination is performed in compliance with standards.



# COD

COD titration in accordance with your requirements:  
Manual or automatic – Reliability and precision with behrotest® devices



HTI 1

behrotest® HTI 1 Manual Titration Station

The HTI 1 manual titration station consists of

- a burette with digital display and
- a magnetic agitator with a precisely fitting holder for COD reaction vessels.

A screen serves as a neutral background and enables the user to precisely determine the colour change at the end of titration. This feature ensures titrations are always carried out under similar visual conditions. This way, results are more accurate and reproducible.

The precise positioning of the reaction vessel in the holder on top of the magnetic agitator also contributes to this. In addition, the laterally arranged screen panels serve as a shield from incident light from the side. COD in accordance with ISO, EN and DIN

The burette interface is used to transmit data to a PC where they can be further processed by the behr COD software.

Technical Data:

Voltage	230 VAC
Frequency	50/60 Hz
Weight	approx. 3.5 kg
Dimensions in cm (W × D × H)	approx. 33 x 20 x 60

Type	Item description	Order no.
HTI 1	Manual titration station, with digital burette and magnetic agitator	804830300





## DS 20 automatic COD dispenser

Dispensing unit for automated, rapid dispensing of potassium dichromate solution and sulphuric acid for COD sample preparation. Simultaneous dispensing into a maximum of 12 samples Integrated magnetic series agitator with 12 sample positions.

- Time-optimised intermittent dispensing: Sulphuric acid is dispensed in several cycles, with samples being constantly cooled and stirred. This method accelerates sample preparation and prevents a non-standard overheating of samples during the dispensing process.
- Operator safety: Thanks to the automated reagent dispensing process, the operator is not exposed the chemical substances at any time.
- Practice-oriented and user-friendly software: Programming of the behr DS 20 is simple and user-friendly thanks to the Windows user interface.

Type	Item description	Order no.
DS 20	for simultaneous dispensing into a maximum of 12 samples, with burettes and cooling trough	804824402



DS 20

## Fully automatic DT 20 dispensing/titration unit

### Dispension:

Time-optimised intermittent COD dispensing. Sulphuric acid is dispensed in several cycles, with samples being constantly cooled and stirred. This method accelerates sample preparation and prevents a non-standard overheating of the samples during the dispensing process.

### Titration:

Freely programmable "methods", such as end point titrations, equivalence point titrations, linear, dynamic and quasi-dynamic titrations. Different password-protected user levels. Graphic printout with 1st and 2nd derivative. Freely selectable printout of sample data. The "methods" functionality ensures compliance with all national COD standards.

Instead of the customary over-titration, the behr-specific dynamic titration guarantees a precise end-point identification even in the presence of a typical COD slope steepness, thus obtaining particularly accurate measurement results.

Operator safety: Thanks to the automated reagent dispensing process, the operator is not exposed the chemical substances at any time.

- Practice-oriented and user-friendly software: Programming of the behr DT 20 is simple and user-friendly thanks to the Windows user interface.

Type	Item description	Order no.
DT 20	Fully automatic dispensing and titration for COD determination in accordance with DIN/EN/ISO. Simultaneous dispensing and titration for a maximum of 12 samples Automatic extraction of the titrated samples. Particularly easy and user-friendly system handling via Microsoft Windows user interface with an Access database for further processing of sample data.	B00217855



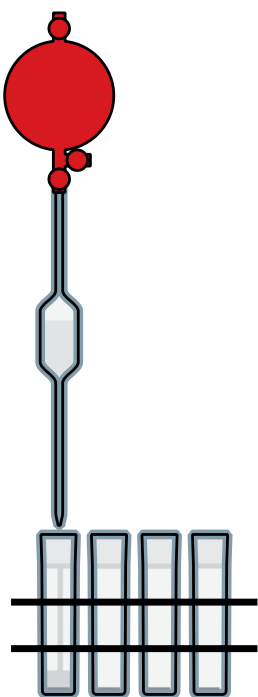
DT 20

# COD

## Automated COD determination with behr

### Dispensing of samples

The sample vessels are positioned in the sample rack, ready for sample dispensing, in the same arrangement they will be placed in the dispensing titration unit and heating block. This prevents mistakes.



### Dispensing reagents

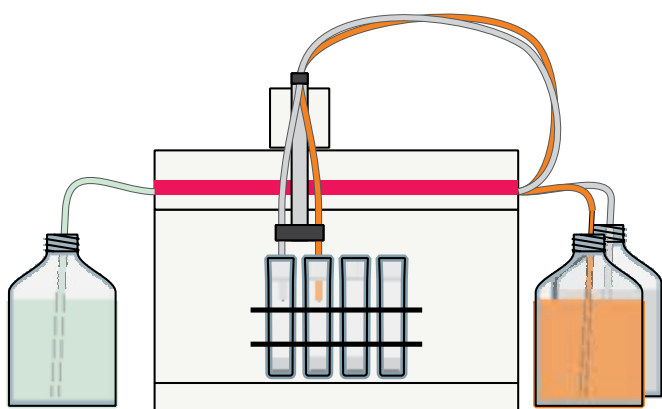
The samples and sample rack are placed in the DT 20 dispensing / titration unit, where the reagents required for COD determination are dispensed. These usually are

- potassium chromate solution, containing silver sulphate, in precisely measured quantities and
- concentrated sulphuric acid, containing silver sulphate.

The sample arm is equipped with the two dispensing lances for potassium dichromate and sulphuric acid. The spacing between the arms is equivalent to the distance between two rows of sample vessels in the sample tray. Consequently, if the potassium chromate dispensing lance is positioned above the second row, the sulphuric acid lance is above the first row.

In order to prevent excessive sample heating, sulphuric acid can be dispensed in three batches ("intermittent dispensing").

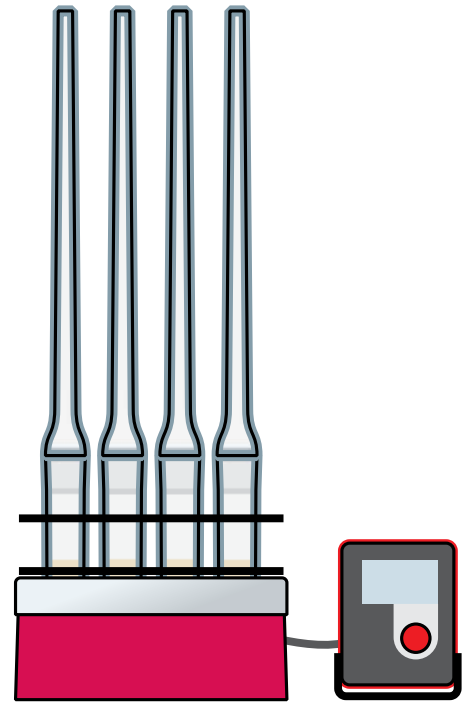
The samples are placed in a cooling trough rinsed with water to dissipate the heat generated by adding sulphuric acid. In order to prevent excessive sample heating, sulphuric acid can be dispensed in three batches ("intermittent dispensing").





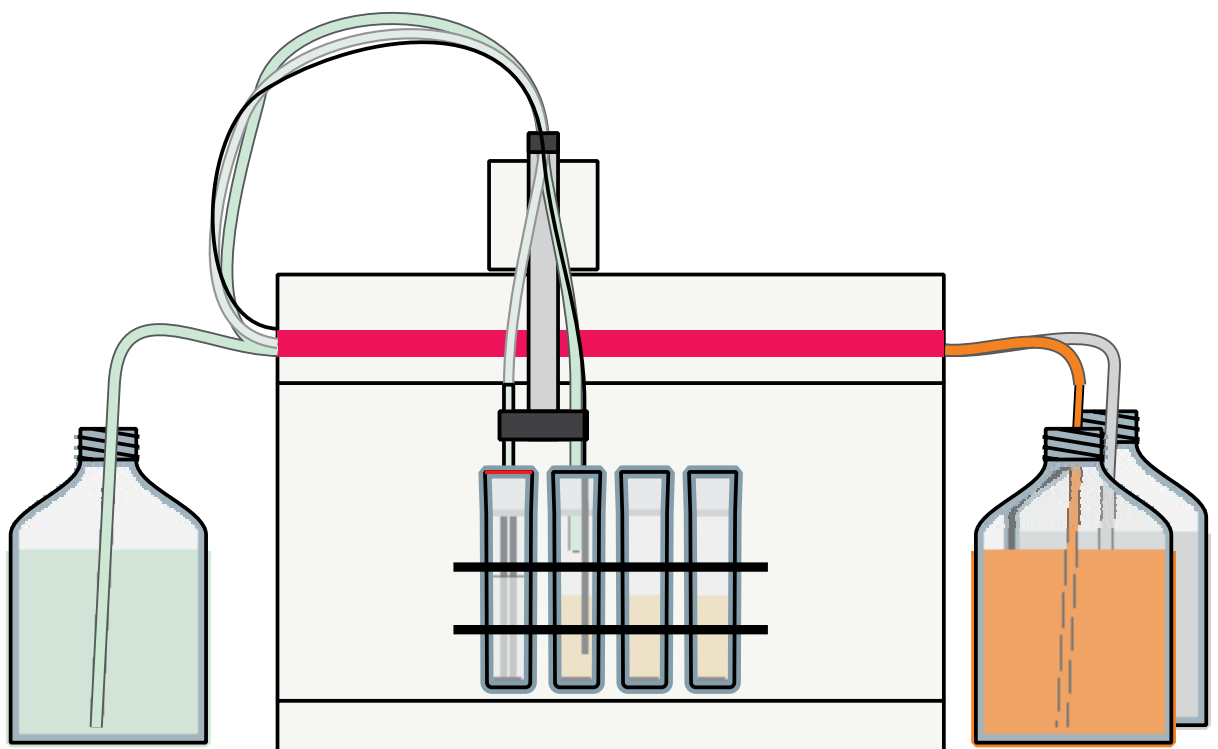
## Sample heating

Using a handle, the rack and prepared samples are placed in the heating block. The temperature program is started and the air cooler is fitted on the sample vessels. Now, the samples are heated up for the specified time (usually this is 2 hours) to the boiling temperature of the water / sulphuric acid mixture.



## Titration and extraction of samples

For titration purposes, the rack filled with samples is once again placed in the DT 20. Instead of the dispensing head that was used for reagent dispensing during sample preparation, the sample arm is now equipped with the titration head. It contains the titration lance and Redox electrode for end point titrations and an extraction lance for the titrated samples.



From practice - for practice:

## Special application-oriented behrotest® equipment for COD determination



KW 12/N



IMR 10 CSB



DT 30

### COD cooling trough

The cooling trough prevents excessive heating of COD samples during the critical addition of sulphuric acid. In addition, it is used for cooling the samples after the heating cycle.

Type	Item description	Order no.
KW 6/N	Cooling trough for sample rack insert E 6/B	80 48 30042
KW 12/N	Cooling trough for sample rack insert E 12/B	80 48 30043
KW 24/N	Cooling trough for 2 sample rack inserts E 12/BV	80 48 30044
DOS 10	Universal dispenser for potassium chromate dispensing, 2 ... 10 ml	80 48 12004
DOS 50	Universal dispenser for sulphuric acid dispensing, 5 ... 50 ml	80 48 12005

### COD magnetic agitator

The infinitely variable magnetic series agitator with 12 agitating positions serves to stir the samples during the dispensing process. With its water-proof encapsulation, external power supply and control, the agitator is suited for fully submerged applications.

Type	Item description	Order no.
SM 12/N	Magnetic series agitator for sample rack insert E 12/B.	80 48 30048
IMR 10 CSB	COD magnetic agitator for 1 reaction vessel	80 48 30050

### COD dispensing hopper

COD dispensing hopper for top-mounting on COD reaction vessels facilitates simultaneous dispensing of sulphuric acid into several samples. The user fills the dispensing hopper with a standard volume of 30 ml. This can be handled far quicker than direct dispensing into the sample. Via a spindle stopcock, sulphuric acid is added to the sample drop by drop. After initial adjustment, the user can swiftly dispense sulphuric acid into a multitude of samples without time-consuming procedures.

COD dispensing hopper with cooling trough and magnetic series agitator provide for increased safety in COD determination and a significant reduction of workload.

Type	Item description	Order no.
DT 30	Dispensing hopper, 30 ml, for sulphuric acid	80 48 30200

## HCl absorber

- for driving off chlorine in case chloride contents are in excess of 1000 mg and COD ranges above 50 mg
- in excess of 300 mg for the 5-50 mg COD range

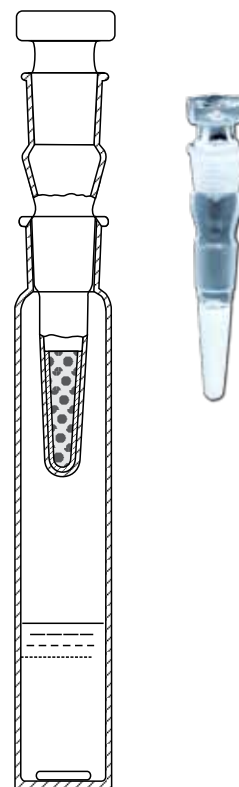
Prior to insertion into the reaction vessel, either fill the filter cartridge with absorbent material (calcium hydroxide) or soak it with distilled water. The solution is either stirred for several hours on the standalone magnetic agitator or on the magnetic series agitator with 12 positions, then to be driven off as Cl.

Type	Item description	Order no.
HCL 29	HCL absorber for driving off chloride (no plug)	80 48 30071

## RG 2 reaction vessel

Reaction vessel, 175 ml, with 50 and 100 ml scale marks for easy filling prior to titration. Flat bottom for improved heat transfer. With PVDF collar for insulation purposes and gentle transport in EG rack insert.

Type	Item description	Order no.
RG 2	Reaction vessel with vessel adapters, NS 29 and 100 ml scale mark	80 48 30012



HCL 29 with RG 2

## COD sample rack/rack attachments

COD sample rack/rack attachments ensure safe handling of samples, protect the operator from being exposed to reaction vessels and allow transportation of samples in a TS vessel holding frame.

Type	Item description	Order no.
E 6/B	Sample rack insert/rack attachment for COD 6/E	80 48 30001
E 12/B	Sample rack insert/rack attachment for COD 12/E	80 48 30002
E 12/BV	Sample rack insert/rack attachment for COD 24/E	80 48 30003



E 6/B

## Vessel holding frame

Vessel holding frame for safe handling of RG 2 reaction vessels in EG sample rack inserts/rack attachments.

Type	Item description	Order no.
TS 12 CSB	Vessel holding frame for sample rack insert E 6/B, E 12/B, E 12/BV	80 48 30095



TS 12 CSB

# COD



LS 12 mit LK 1

## Air cooler stand

Stand for safe storage of the LK 1 air cooler. Provided with rubber liners to avoid breakage of glass when placing glassware in the stand

Type	Item description	Order no.
LS 6	Stand for 6 COD air coolers	80 48 30051
LS 12	Stand for 12 COD air coolers	80 48 30052
LK 1	COD air cooler	80 48 30031



SIST 100

## Boiling stones

behrotest® boiling stones are made from ceramic material. The advantage over conventional boiling stones made of glass is that they provide optimum protection against boiling delay due to their porosity and shape, even with badly blended samples.

behrotest® boiling stones are chemically pure and guarantee unbiased results in COD analysis.

Type	Item description	Order no.
SIST 100	Boiling stones, package content 100 g	80 48 30700

## Accessories for COD determination

Type	Item description	Order no.
CSB-PRÜF	Test unit for heating temperature control	80 48 30199
PTFE 29	PTFE sleeves for RG 2, SR 2 and SR 2 Q, set of 12	80 48 30290
MRST 2	Magnetic agitator bar set for RG, pack of 12	80 48 30800





## Water-cooled COD units with lift functionality

### COD digestion units, 8 or 12 sample positions, with external controller and lift functionality



- Rugged metal enclosure
- Sample rack and cooler cassette made from stainless steel
- Automated and simultaneous digestion of up to 8 or 20 samples
- Programmable
- The sample rack and cooler cassette can be moved up and down independent of each other for particularly simple and safe handling
- Simple and safe sample handling due to separation of sample rack and cooler cassette
- Easily programmable thanks to "behr single-button operation "
- Menu navigation in local language.
- The unique behr COD range ensures standardised sample digestion as required by ISO 6060 etc. ( $148 \pm 3^\circ \text{C}$  in sample vessel, temperature of  $148 \pm 3^\circ \text{C}$  is achieved within 10 minutes)
- External controller
- When used with behrotest® AS 1 absorption vessels, the unit qualifies for aqua regia digestion of heavy metal samples

### COD digestion units:

Type	Item description	Order no.
CSB/SMA 8 L	8 sample workstations, with lifting functionality	B00541046
CSB/SMA 8 L	12 sample workstations, with lifting functionality	B00606544

### behr IMR 10 SR magnetic agitator

Inductive magnetic agitator for SR 6 COD digestion vessels with round bottom and spherical joints.



Type	Item description	Order no.
IMR 10 SR	COD magnetic agitator for 1 SR 6 digestion vessel	B00606547

CSB/SMA 8 L

IMR 10 SR

## COD cooling trough

The cooling trough prevents excessive heating of COD samples during the critical addition of sulphuric acid. Moreover, it is used for cooling the samples after the heating cycle.

The trough bottoms of the KW 8/N is provided with guide groove for positioning within the SM 12/N magnetic series agitator. This ensures precise positioning of the sample vessels in their stirring positions after the sample rack is mounted in the cooling/stirring position of the multi-purpose panel at the back of the cooling trough.

If the user inserts the sample rack in the draining holder of the multi-purpose panel, the rack is slightly tilted from the vertical. This promotes better draining off of cooling water residue left on digestion vessels.

Type	Item description	Order no
KW 8/N	Cooling trough with multi-purpose panel and guide groove	B00606551
SM 12/N	Magnetic series agitator for sample rack insert E 12/B.	80 48 30048



KW 8/N

## DT 30 SR

Dispensing hopper with adapter cover to be used with SR 6 digestion vessel.

Type	Item description	Order no.
DT 30 SR	Dispensing hopper with adapter cover	B00606549



DT 30 SR

## behrotest<sup>®</sup> HTI 3 Manual Titration Station

The HTI 3 manual titration station consists of

- a burette with digital display and
- a magnetic agitator with a precisely fitting holder for SR 6 reaction vessels.

A screen serves as a neutral background and enables the user to precisely determine the colour change at the end of titration. This feature ensures titrations are always carried out under similar visual conditions. This way, results are more accurate and reproducible.

The precise positioning of the reaction vessel in the holder on top of the magnetic agitator also contributes to this. In addition, the laterally arranged screen panels serve as a shield from incident light from the side. COD in accordance with ISO, EN and DIN

The burette interface is used to transmit data to a PC, where they are further processed by the behr COD software.

Type	Item description	Order no.
HTI 3	Manual titration station, with digital burette and magnetic agitator	B00606548



HTI 3



# behr Labor-Technik GmbH

## Development, Manufacturing and Sale



behr Labor-Technik – more than 60 years of experience in the development, manufacture and sale of laboratory equipment. Over time, the company has grown from a small family-run business to an internationally active corporation. Today, customers all over the world appreciate the quality, reliability and practical suitability of our equipment.

Our main focus lies on the production of laboratory equipment for environmental and food analysis: behr Labor-Technik has ranked for many years among the leading German suppliers of equipment for water, waste water and sludge analysis applications. Our offer ranges from cost-effective compact equipment to fully automated workstations for standardised analyses in accordance with national and international standards (DIN/DEV, ISO/EN etc.).

Our product range is complemented by analytical instruments for the determination of organic halogens, carbon and sulphur.



behr Labor-Technik GmbH • Spangerstraße 8 • 40599 Düsseldorf • Germany  
Tel.: (+49) (0) 211 – 7 48 47 17 • Fax: (+49) (0) 211 – 7 48 47 48  
e-mail: [info@behr-labor.com](mailto:info@behr-labor.com) • Internet: [www.behr-labor.com](http://www.behr-labor.com)

Subject to technical modifications; errors and omissions excepted.

